


ADP-VOLM





for Volvo (FH/FM) trucks with A169 video switch



Pin assignment




Wire description

-  Yellow/green = Video input
-  Blue = Cam. Control
-  Red = +24V DC
-  Black = Ground


Connections

Camera 1




- Yellow/green = A5
- Blue = A8
- Red = A9
- Black = A19

Camera 2




- Yellow/green = A4
- Red = A13
- Blue = A14
- Black = A18

Camera 3



- Yellow/green = A3
- Red = A12
- Black = A17
- Blue = A24

Camera 4



- Yellow/green = A2
- Red = A10
- Blue = A11
- Black = A16