

## *Specification*

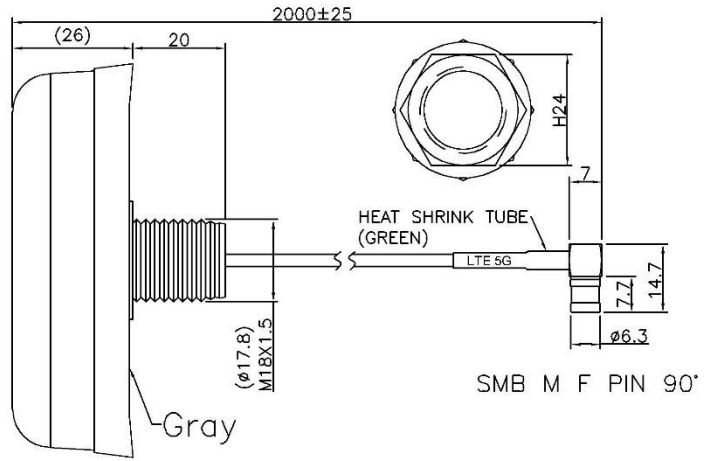
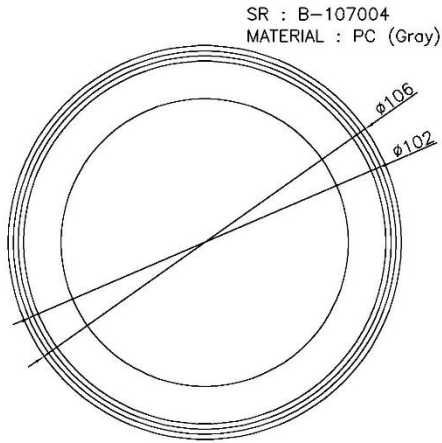
- 1. Product Type: Hole mount 5G Antenna*
  - 2. Frequency : 600~6000 MHZ*
  - 3. VSWR: 2.0:1*
  - 4. Cable: RG316/U 2 Meters*
  - 5. Connector: SMB F RA*
  - 6. Temperature range: -20 ~ 85°C*
- ✧RoHS Compliant*



	Connector	Cover	OD	Cable
LTE 5G	RP SMB M RA (Gold)	Gray	$\phi 2.6 \pm 0.2$	RG316/U

**ROHS**

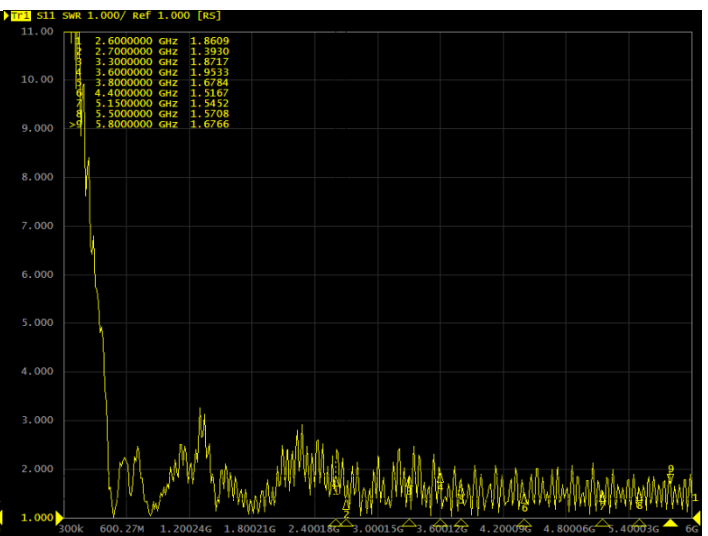
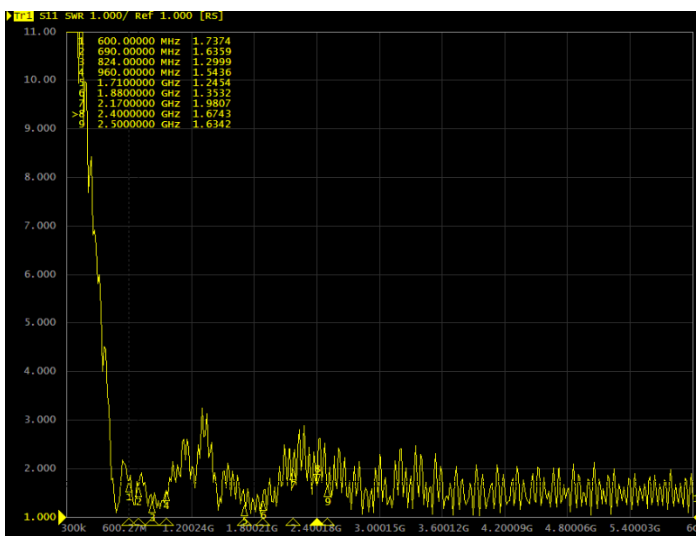
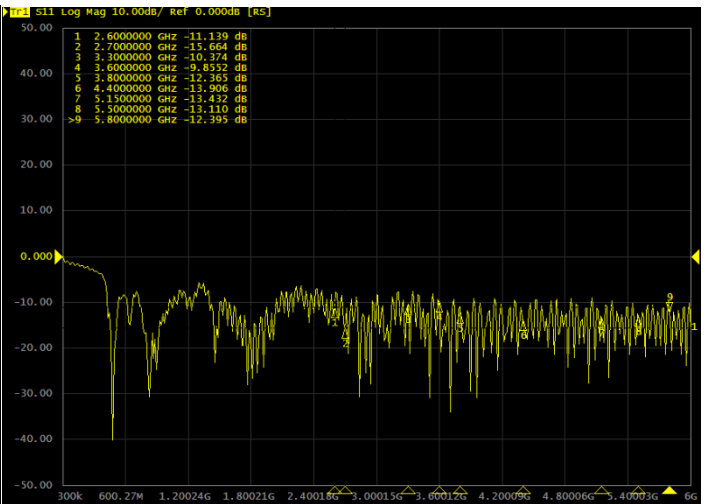
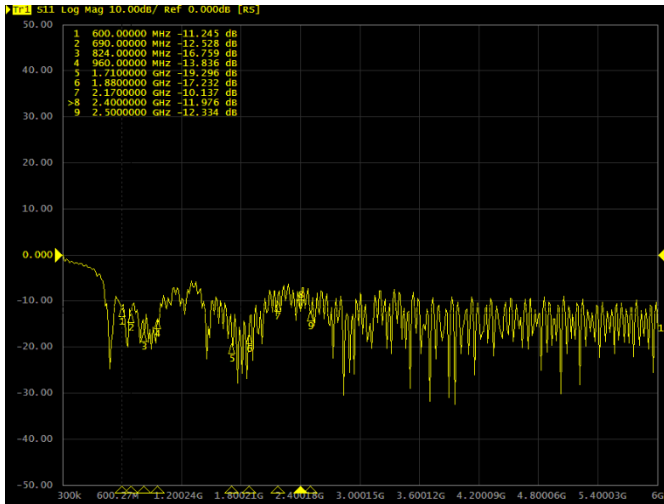
ISO 9001  
ISO 14001




Material:		Treatment:		TRANSVOICE			
Drawer	Design	Aprov	Tolerance	Unit: mm		TITLE	LTE 5G +316U+ RP SMB M RA
			X=±0.5 .X=±0.2 .XX=±0.1 .XXX=±0.05	Ver: A	Scale 1:1	Model NO	203-019
NO	DESCRIPTION	MATERIAL / FINISH	Q*TY	File NO: QR0402	Drawing NO	100-27001-0237	
Part NO							

Frequency (MHz)	Return Loss (dB)	VSWR	Efficiency (%)	Gain (dBi)
600	-11.24	1.73	70.96	2.04
690	-12.52	1.63	44.16	0
824	-16.75	1.29	55.21	3.17
960	-13.83	1.54	54.08	1.32
1710	-19.29	1.24	62.81	4.84
1880	-17.23	1.35	59.84	3.14
2170	-10.13	1.98	25.76	0.87
2400	-11.97	1.67	31.62	2.48
2500	-12.33	1.63	37.76	5.04
2600	-11.13	1.86	33.81	4.14
2700	-15.66	1.39	52.48	5.65
3300	-10.37	1.87	51.76	5.14
3600	-9.85	1.95	58.61	7.67
3800	-12.36	1.67	63.68	7.51
4400	-13.90	1.51	50.93	5.11
5150	-13.43	1.54	45.29	4.19
5500	-13.11	1.57	43.65	3.66
5800	-12.39	1.67	45.19	4.49

# Test Report (Return Loss & VSWR)

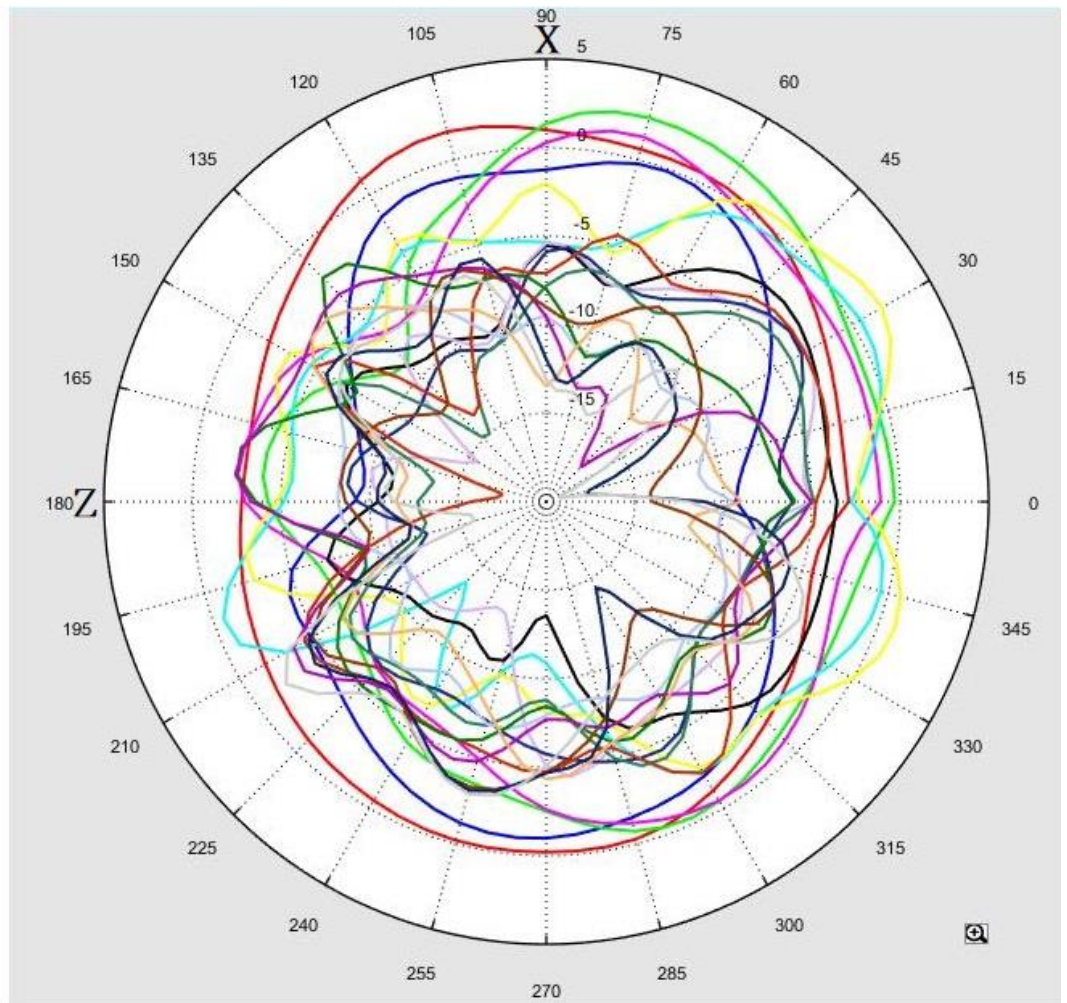


## 3D Test photo

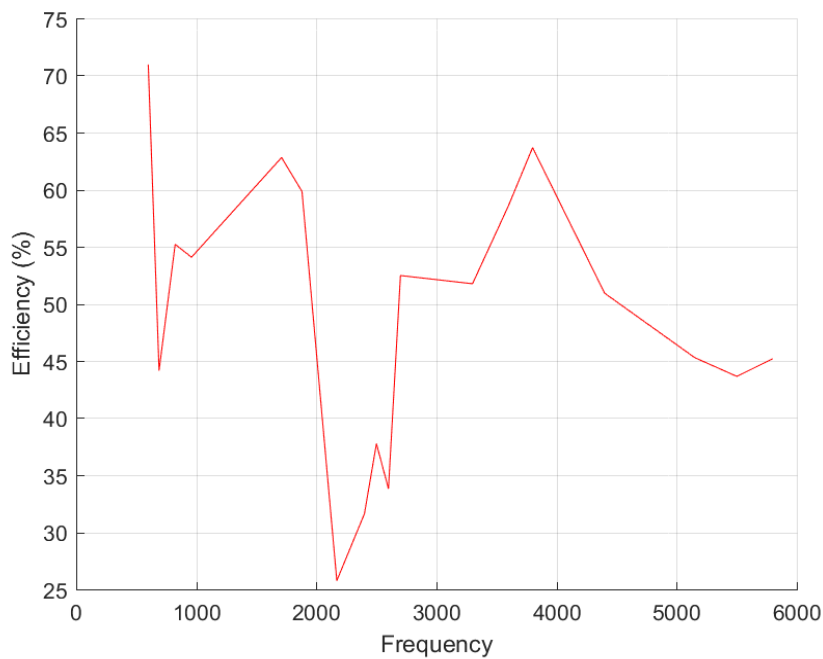


### 3D Test Data

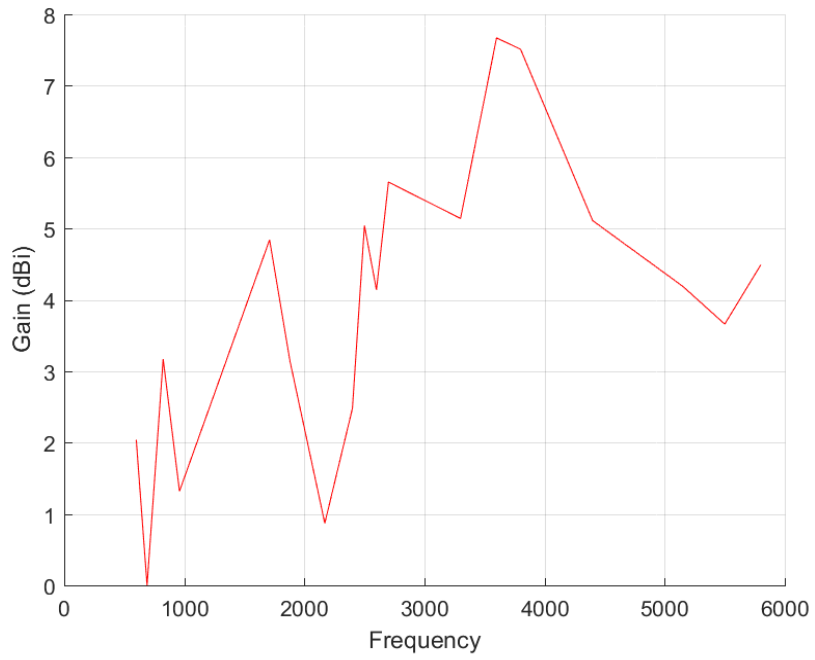
Freq. / Chan.	Color
600MHz	Red
690MHz	Blue
824MHz	Green
960MHz	Magenta
1.71GHz	Cyan
1.88GHz	Yellow
2.17GHz	Black
2.4GHz	Purple
2.5GHz	Dark Blue
2.6GHz	Teal
2.7GHz	Orange
3.3GHz	Light Blue
3.6GHz	Dark Green
3.8GHz	Pink
4.4GHz	Light Orange
5.15GHz	Brown
5.5GHz	Dark Blue
5.8GHz	Grey



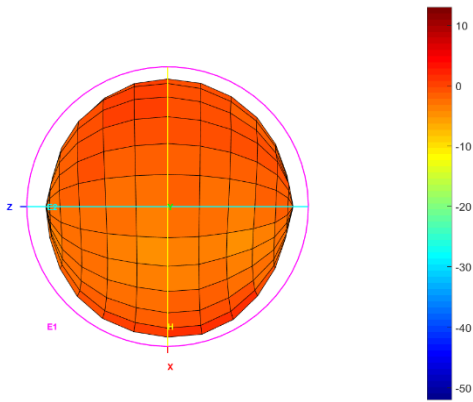
Total\_Efficiency (%)



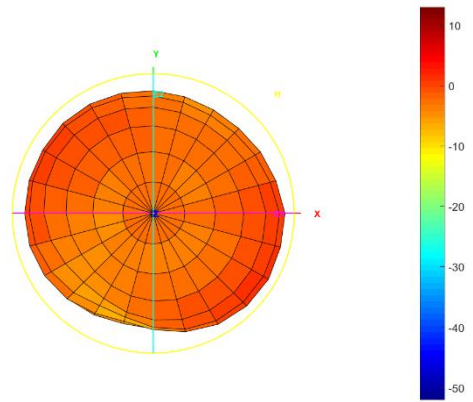
# Total\_Gain (dBi)



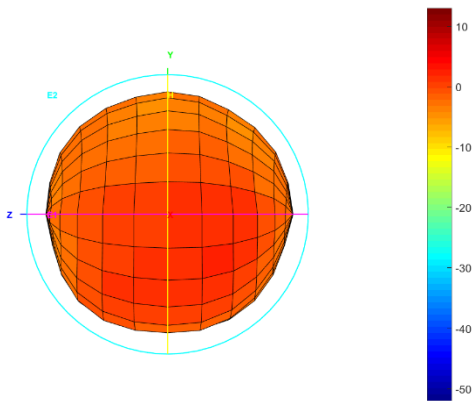
Total\_3D\_Top View\_600MHz



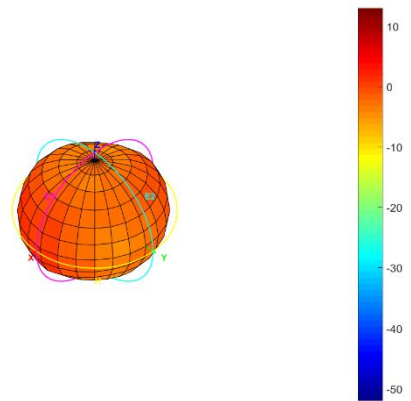
Total\_3D\_Front View\_600MHz



Total\_3D\_Left View\_600MHz

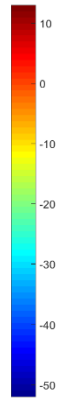
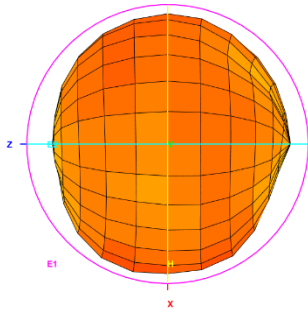


Total\_3D\_Side View 1\_600MHz


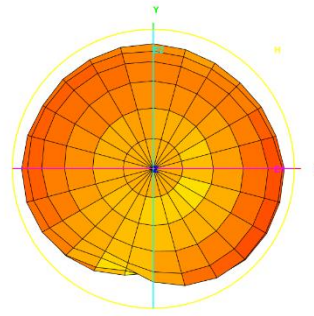




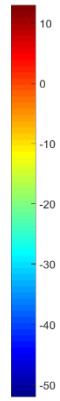
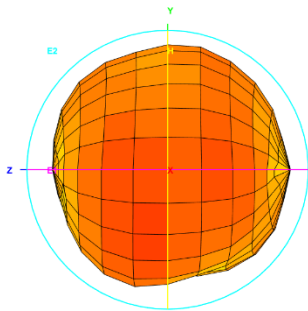
Total\_3D\_Top View\_690MHz




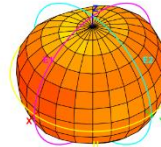
Total\_3D\_Front View\_690MHz



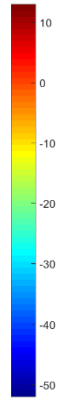
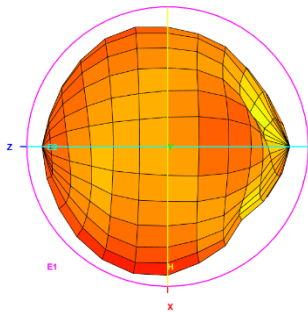
Total\_3D\_Left View\_690MHz




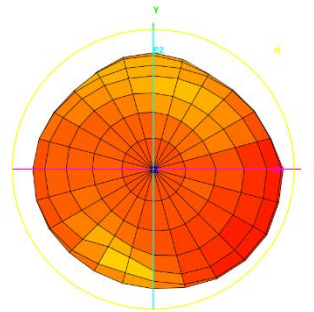
Total\_3D\_Side View 1\_690MHz



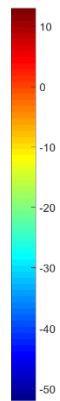
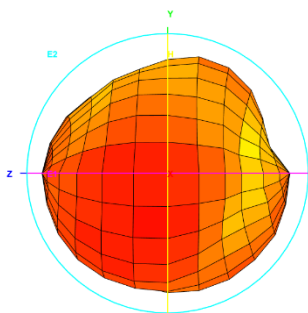
Total\_3D\_Top View\_824MHz



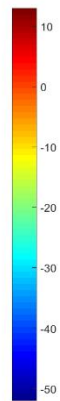
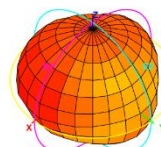
Total\_3D\_Front View\_824MHz



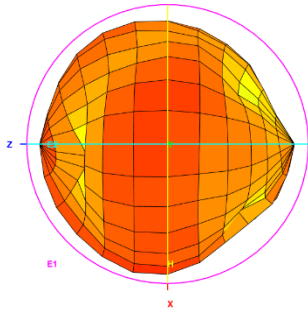
Total\_3D\_Left View\_824MHz



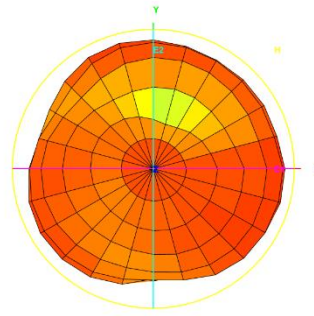
Total\_3D\_Side View 1\_824MHz



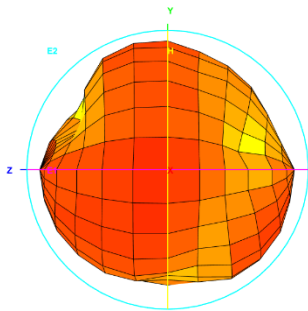
Total\_3D\_Top View\_960MHz



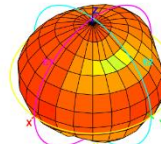
Total\_3D\_Front View\_960MHz



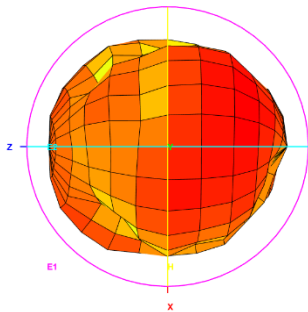
Total\_3D\_Left View\_960MHz



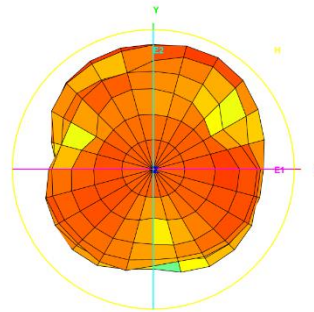
Total\_3D\_Side View\_1\_960MHz



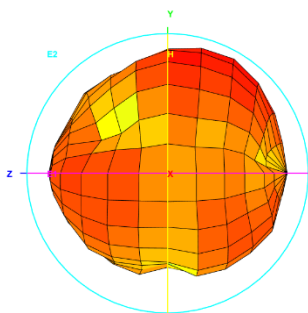
Total\_3D\_Top View\_1.71GHz



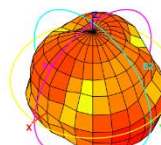
Total\_3D\_Front View\_1.71GHz



Total\_3D\_Left View\_1.71GHz

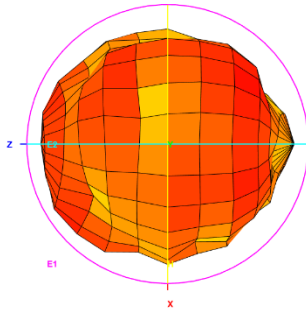


Total\_3D\_Side View\_1\_1.71GHz

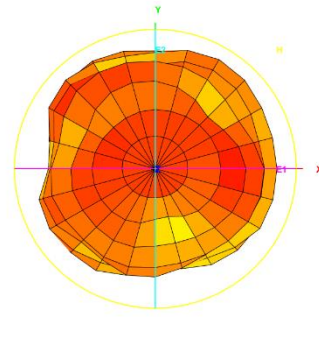




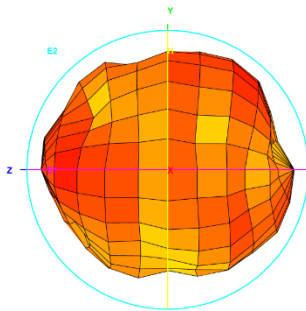
Total\_3D\_Top View\_1.88GHz



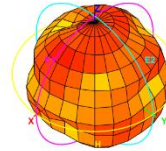
Total\_3D\_Front View\_1.88GHz



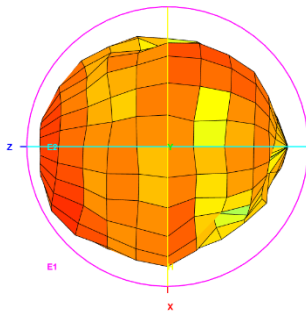
Total\_3D\_Left View\_1.88GHz



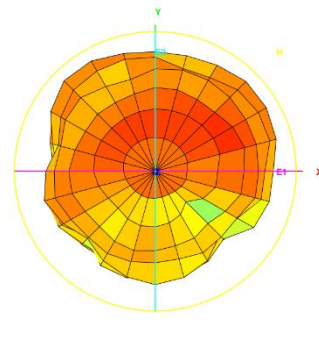
Total\_3D\_Side View 1\_1.88GHz



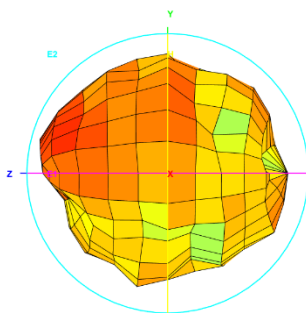
Total\_3D\_Top View\_2.17GHz



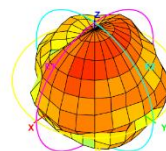
Total\_3D\_Front View\_2.17GHz



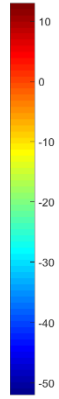
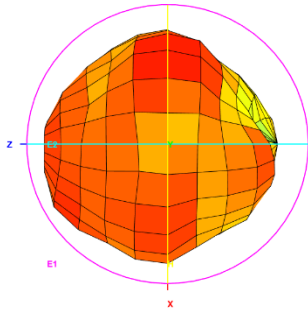
Total\_3D\_Left View\_2.17GHz




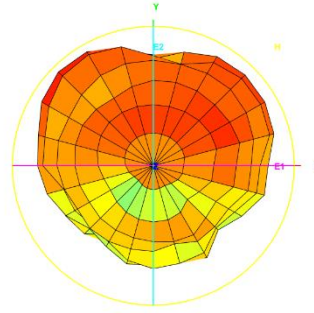
Total\_3D\_Side View 1\_2.17GHz



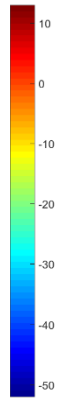
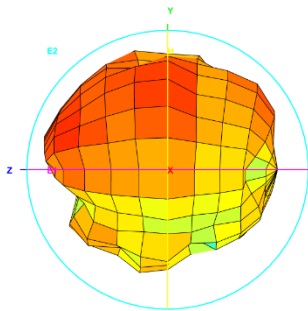
Total\_3D\_Top View\_2.4GHz




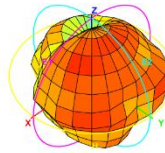
Total\_3D\_Front View\_2.4GHz



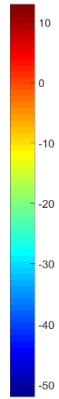
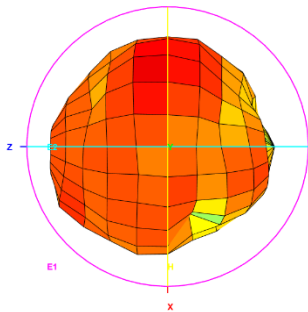
Total\_3D\_Left View\_2.4GHz




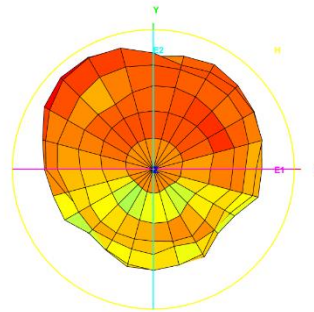
Total\_3D\_Side View 1\_2.4GHz



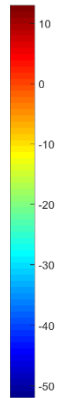
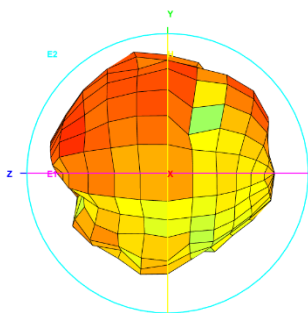
Total\_3D\_Top View\_2.5GHz



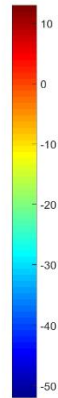
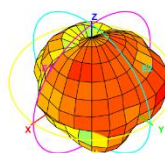
Total\_3D\_Front View\_2.5GHz



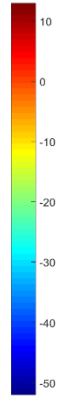
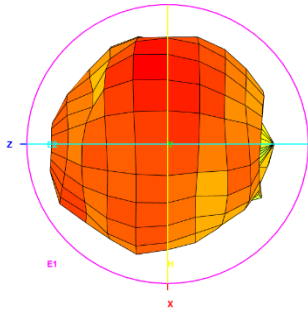
Total\_3D\_Left View\_2.5GHz




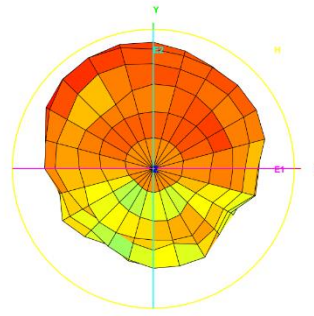
Total\_3D\_Side View 1\_2.5GHz



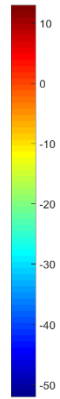
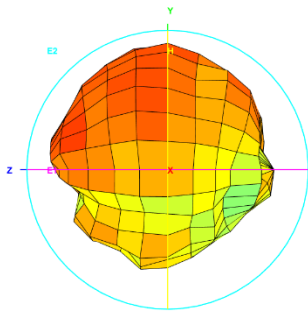
Total\_3D\_Top View\_2.6GHz




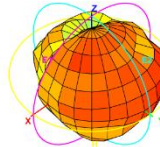
Total\_3D\_Front View\_2.6GHz



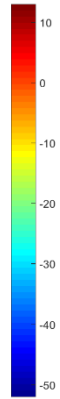
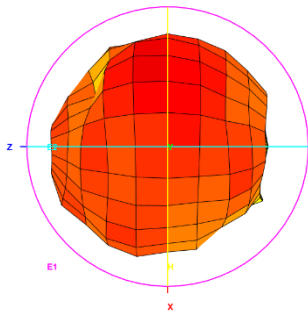
Total\_3D\_Left View\_2.6GHz




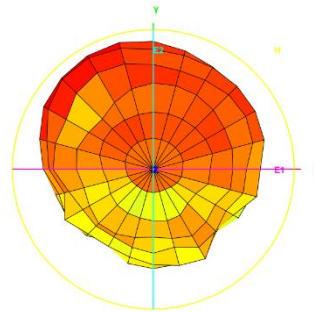
Total\_3D\_Side View 1\_2.6GHz



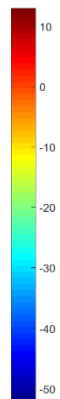
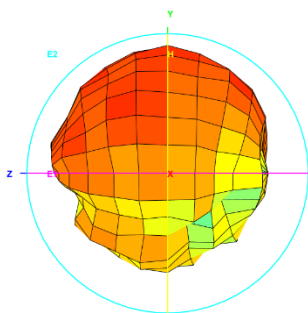
Total\_3D\_Top View\_2.7GHz



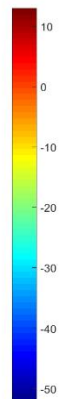
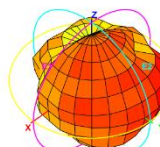
Total\_3D\_Front View\_2.7GHz



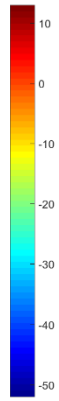
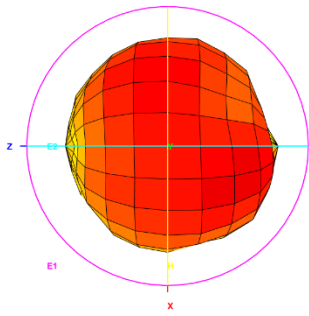
Total\_3D\_Left View\_2.7GHz




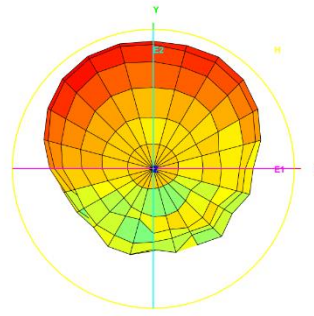
Total\_3D\_Side View 1\_2.7GHz




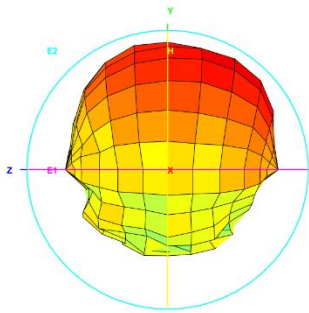
Total\_3D\_Top View\_3.3GHz




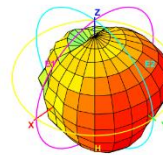
Total\_3D\_Front View\_3.3GHz



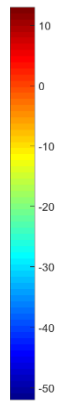
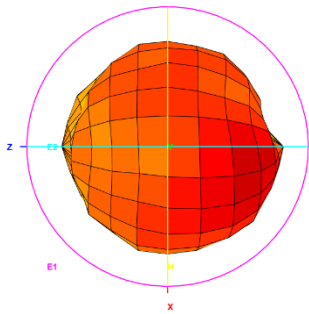
Total\_3D\_Left View\_3.3GHz



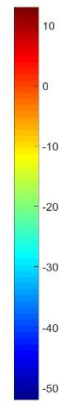
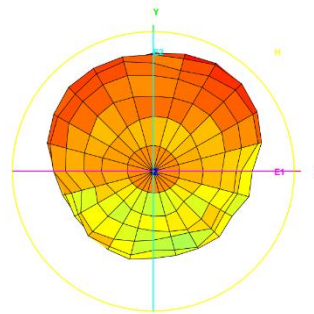
Total\_3D\_Side View 1\_3.3GHz



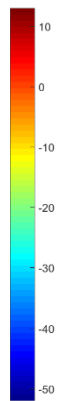
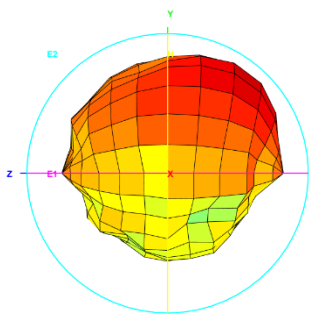
Total\_3D\_Top View\_3.6GHz



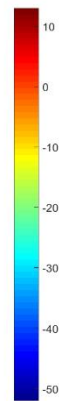
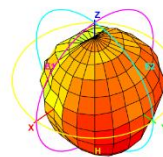
Total\_3D\_Front View\_3.6GHz



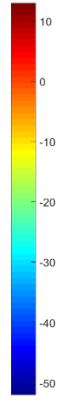
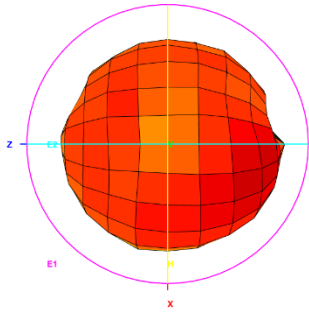
Total\_3D\_Left View\_3.6GHz




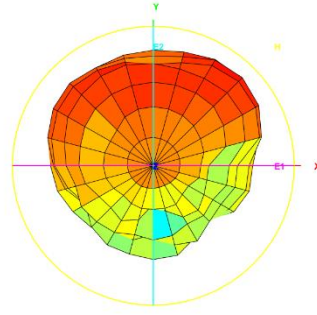
Total\_3D\_Side View 1\_3.6GHz



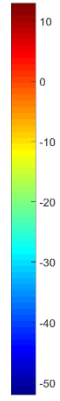
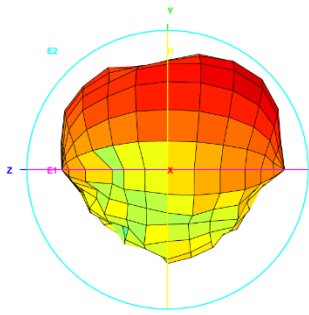
Total\_3D\_Top View\_3.8GHz




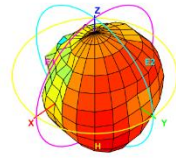
Total\_3D\_Front View\_3.8GHz



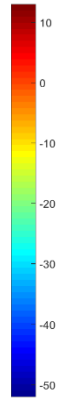
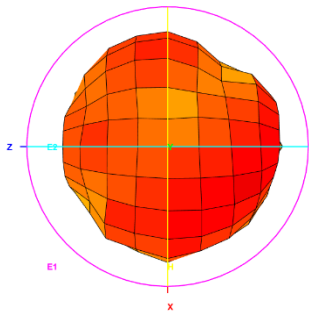
Total\_3D\_Left View\_3.8GHz




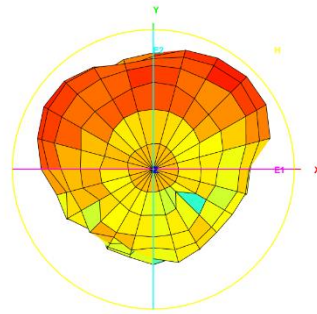
Total\_3D\_Side View 1\_3.8GHz



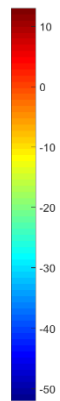
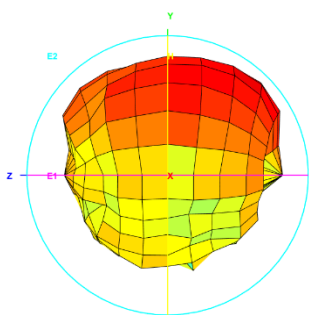
Total\_3D\_Top View\_4.4GHz



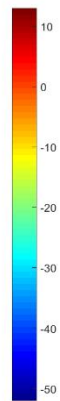
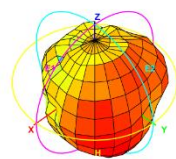
Total\_3D\_Front View\_4.4GHz



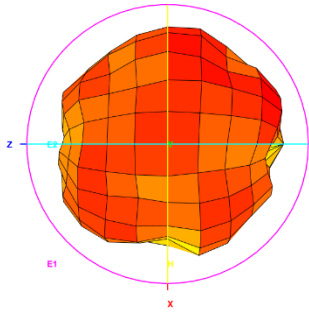
Total\_3D\_Left View\_4.4GHz



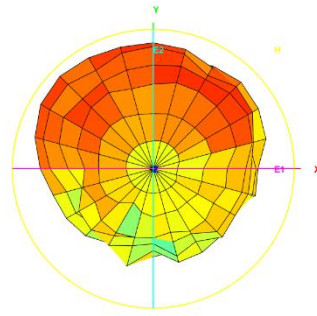
Total\_3D\_Side View 1\_4.4GHz



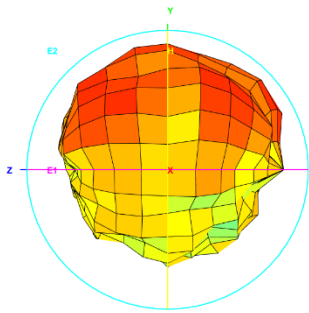
Total\_3D\_Top View\_5.15GHz



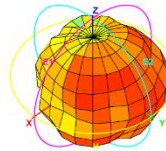
Total\_3D\_Front View\_5.15GHz



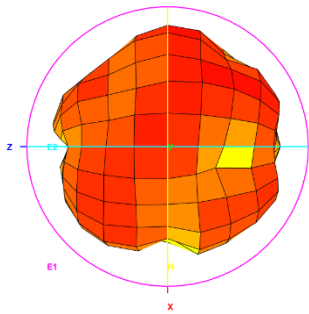
Total\_3D\_Left View\_5.15GHz



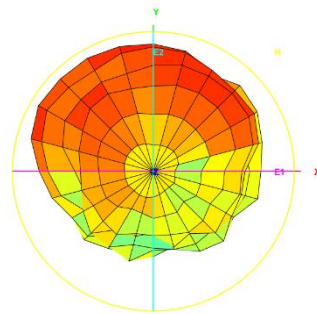
Total\_3D\_Side View 1\_5.15GHz



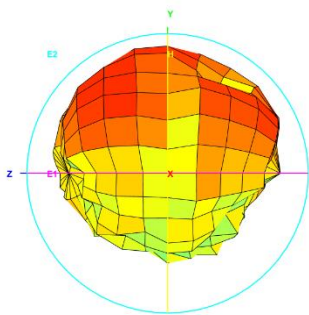
Total\_3D\_Top View\_5.5GHz



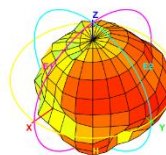
Total\_3D\_Front View\_5.5GHz



Total\_3D\_Left View\_5.5GHz

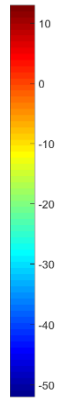
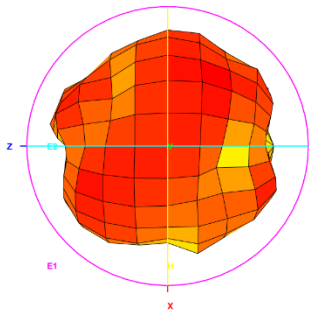


Total\_3D\_Side View 1\_5.5GHz


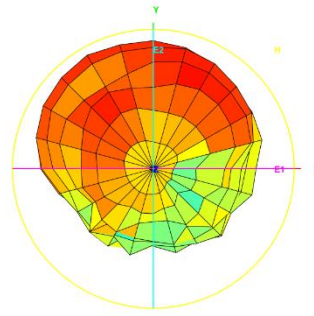





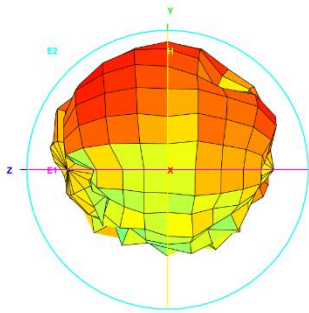
Total\_3D\_Top View\_5.8GHz



Total\_3D\_Front View\_5.8GHz



Total\_3D\_Left View\_5.8GHz



Total\_3D\_Side View 1\_5.8GHz

